

Jirga: Multi-Dimensional Tracking of Political Opposition Groups

Jennifer H. Watkins
International and Applied Technology
Los Alamos National Laboratory
jhw@lanl.gov

April 8, 2009



The Team

- Seth G. Stradling
- Ariane Eberhardt
- Jennifer Avivah Smith-Nelson
- Adele M. Costigan
- Amy Guthormsen
- Daniel Horner
- Sunil Donald
- Jennifer H. Watkins
- Kristen Margevicius
- **Edward P. MacKerrow (PI)**

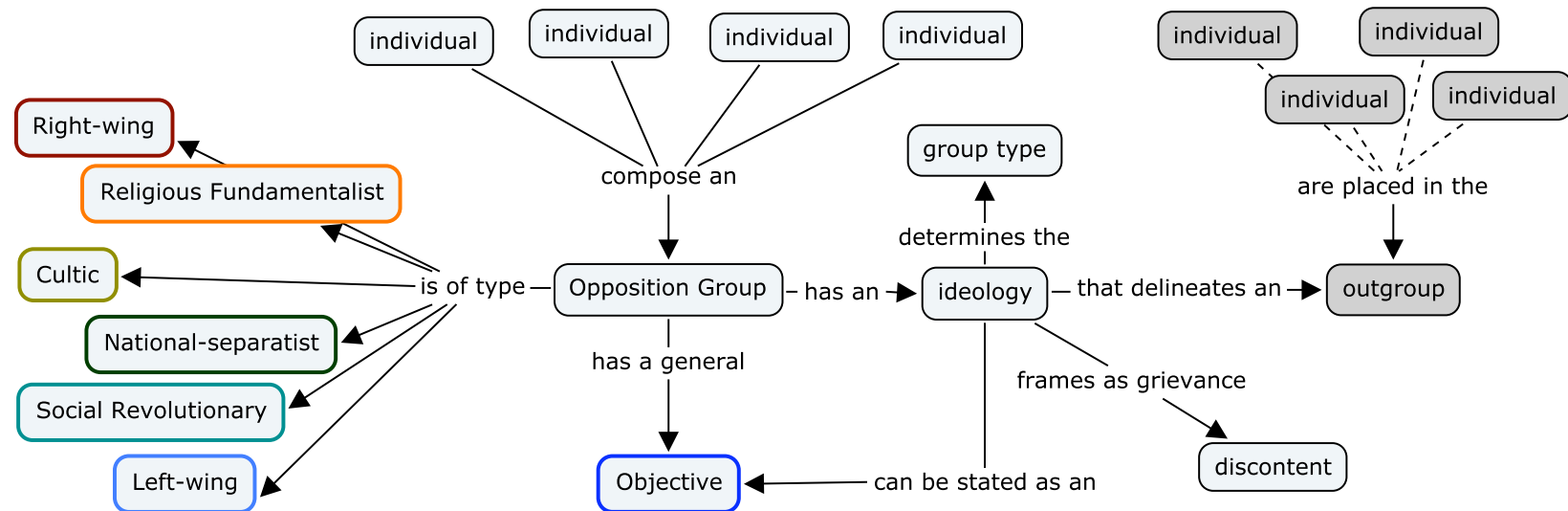


Abstract

In terrorism research, the ability to track changes in groups is a powerful analysis tool. There are a number of dimensions along which such tracking is useful. **Jirga** is a generalized software framework for tracking changes in political opposition groups along a number of dimensions including **geospatial**, **chronological**, and **social**.

In addition to providing the means to track political opposition groups, Jirga offers flexible tools to aid in **threat assessments** of the groups. The engine driving the assessments is an evidence-based methodology that allows the calculated probability of risk to be updated as new evidence is assigned. By continuously tracking **political opposition groups**, the threat assessments are conducted in an environment that provides the appropriate context for assigning evidence.

Political Opposition Groups

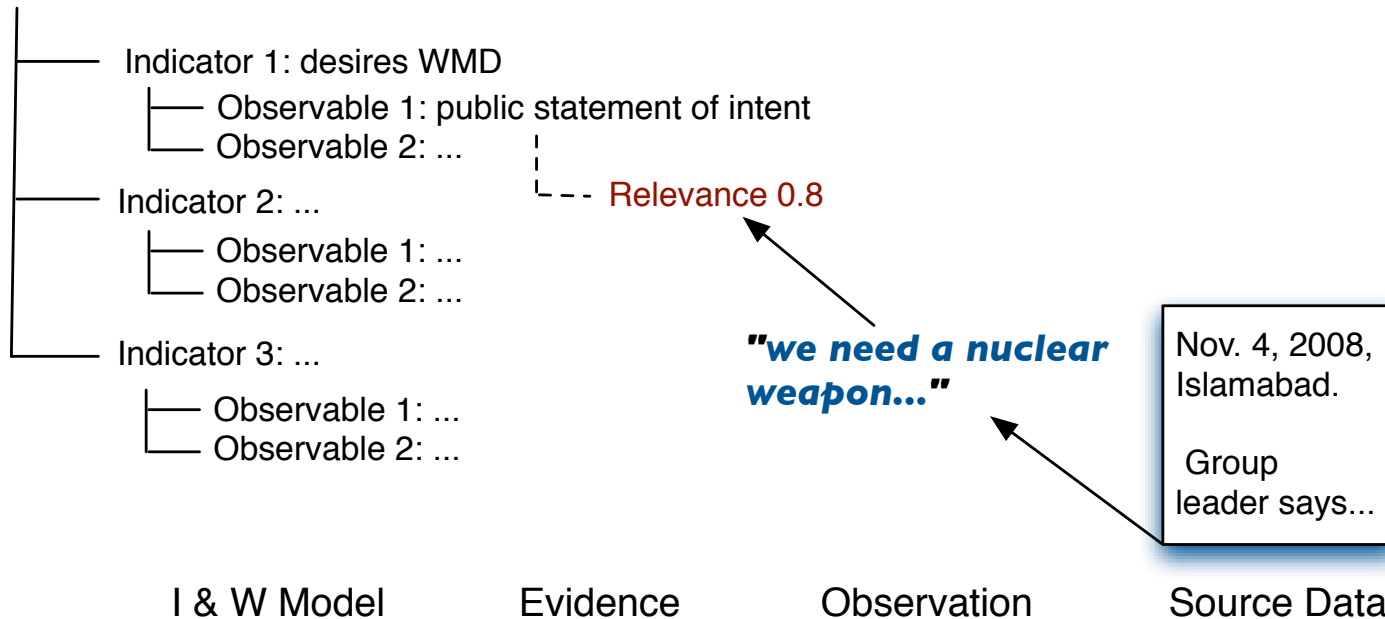


Jirga provides tools to monitor a group's motivation and intent.

Ku Klux Klan * Hamas * Aum Shinrikyo * Tamil Tigers * FARC * PETA

Threat Assessment Workflow

Warning: acquisition of WMD



The role of the user in a threat assessment is to extract an observation from source data and to assign that observation as evidence to an observable in the I & W model with a subjective relevance weight.

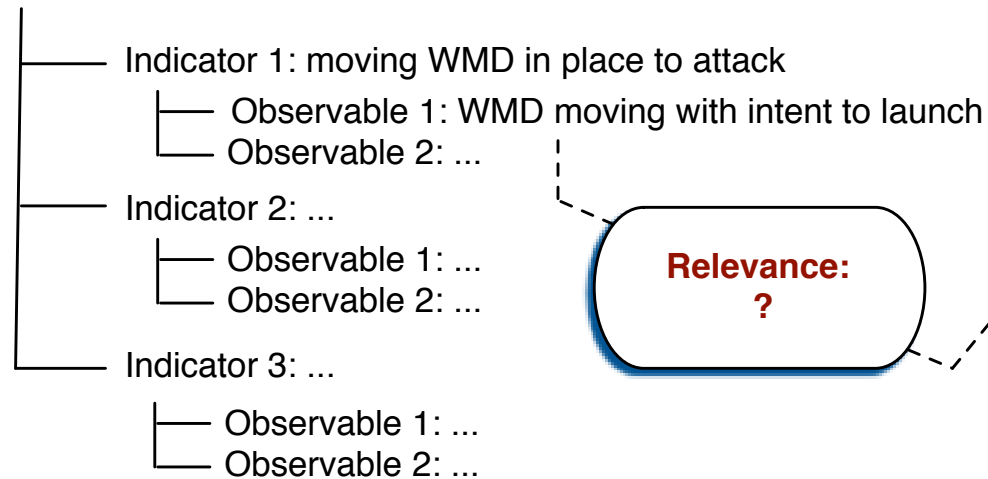
Subjective Weighting Requires Sensemaking

Sensemaking : the continuous effort to understand a situation so as to anticipate future actions

- **Jirga**: provide tools to assist the analyst in understanding the *context* of the group
 - group history
 - group location
 - location history and facts
 - group motivation
 - intelligence question
- **Not**: providing automated reasoners to connect data to observables

Example: Analysis without Context

Warning: WMD attack in progress



Relevance:
?

Apr. 6, 2009.

Country X's submarine has been stolen and is headed toward the US. The sub is equipped with a new engine that allows it to run virtually silent so that it can be positioned on the outskirts of any coastal city and launch missiles without giving the target any warning.

I & W Model

Evidence

Observation

Source Data

Example: Analysis with Context

Captain's Profile.

One of the USSR's best submarine captains has stopped taking commands and is considered by the USSR as rogue. The captain is known to have approved of the defection of some of his fellow comrades to the US.

Background

Hypotheses

- a) about to commit act of war
- b) attempting to defect

Apr. 6, 2009.

A USSR submarine has been stolen and is headed toward the US. The sub is equipped with a new engine that allows it to run virtually silent so that it can be positioned on the outskirts of any coastal city and launch missiles without giving the target any warning.

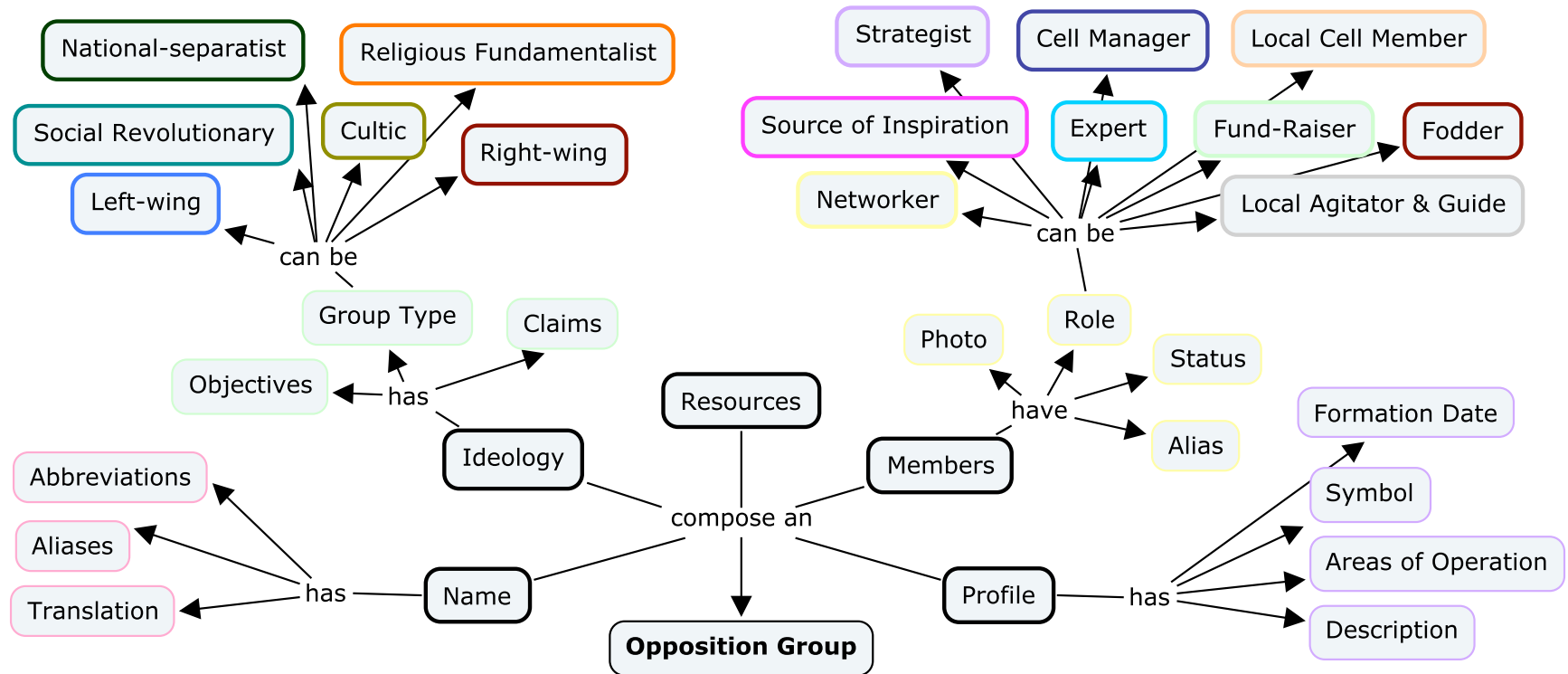
Source Data

* scenario from the book and movie *The Hunt for Red October*

Making Context Work

- What to include
- How to present it
- How to combine it

What to Include



How to Present It

- Hierarchically
- Chronologically
- Geospatially
- Numerically

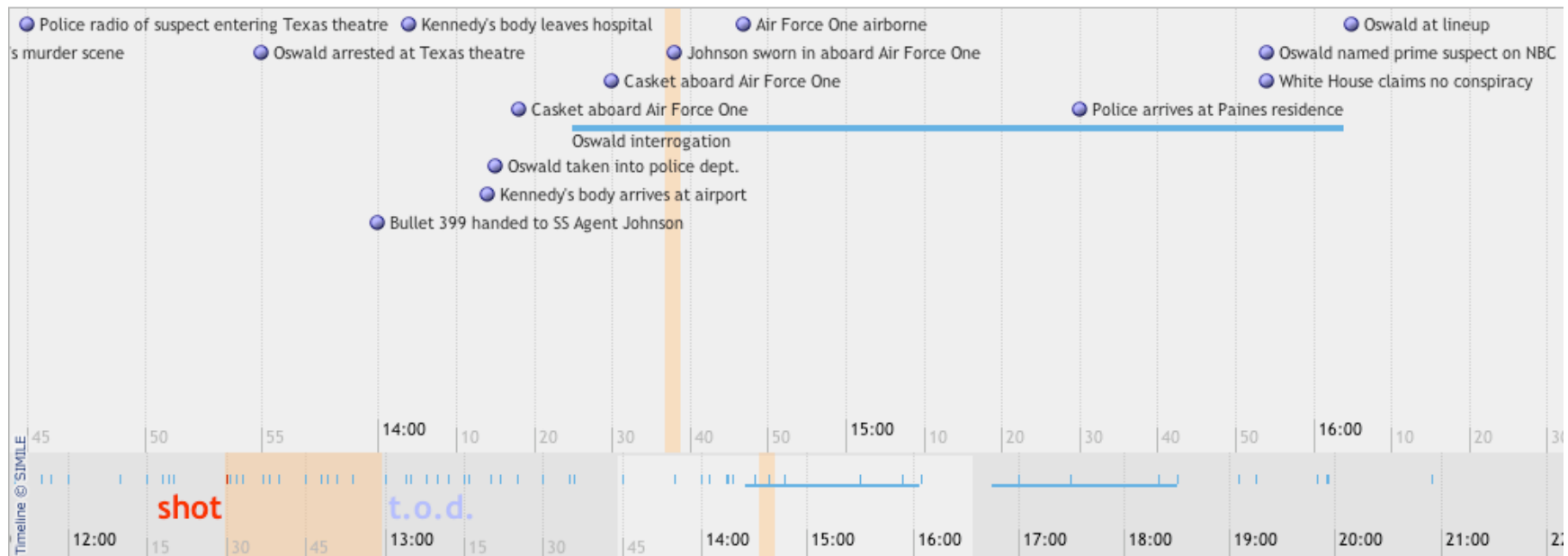
Hierarchically

The level of risk is easily traced back to evidence when the I & W model is displayed as a hierarchy.

- ▼ ● Second Wave
 - ▼ ● Motivations to Deploy a Terrorist Nuclear Device (0.94)
 - ▶ ● Group wants to gain State status (0.5)
 - ▶ ● Group has a low self-perception (0.2)
 - ▼ ● Nuclear weaponry aligns with core objectives of the group (0.9)
 - ▼ ● Group is publicity driven and wants long-lasting publicity. (0.2)
 - Second Wave website clear about objectives
 - ▼ ● Group wants to hasten Armageddon or Doomsday, End of the World. (0.3)
 - Nostradamus inspiring terrorism
 - ▶ ● Group has stated objectives to inflict mass casualties on a specific ethnic, national, or other identity group. (0.5)
 - ▶ ● Group wants to intimidate or disrupt a State(s). (0.1)
 - ▶ ● Group is in technological competition with other opposition groups. (0.6)
 - ▶ ● Group has lost active audience of fear (0.3)
 - ▶ ● Group has lost self-restraint based on composition changes (0.3)

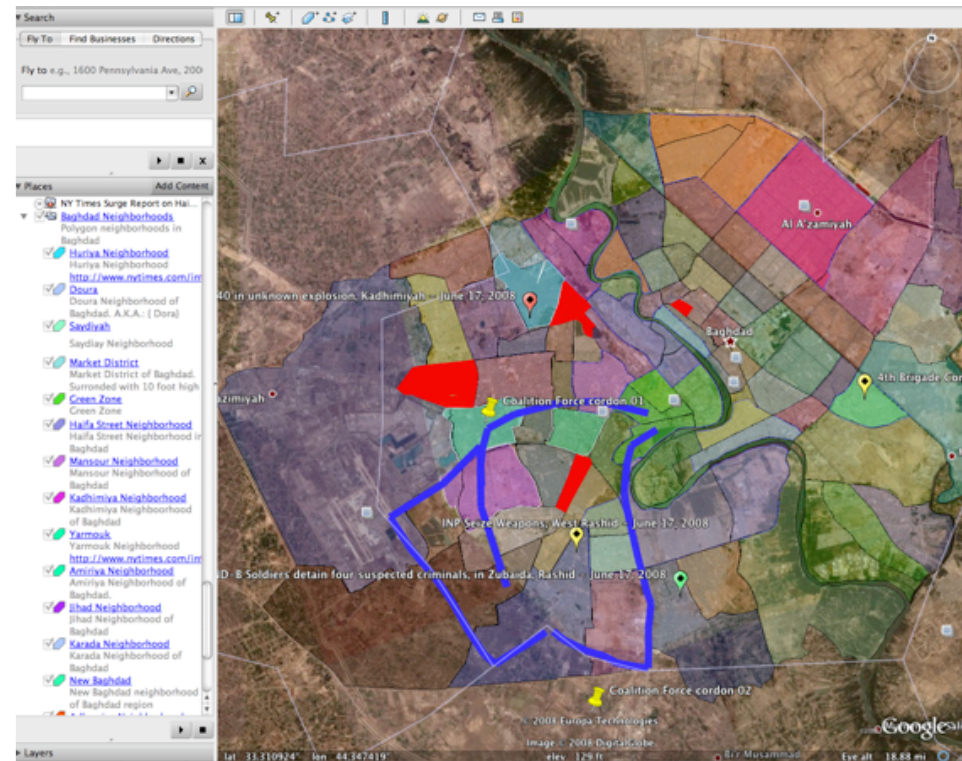
Chronologically

Jirga includes timelines of events, events by group, and the threat posed by the group so that changes can be tracked through time and correlated with events in the source data.



Geospatially

Regions with varying levels of fidelity (e.g., from villages to countries) can be displayed and color-coded to indicate areas of operation for a political opposition group or the overall threat-level of the region based on the groups it contains.



Numerically?

What is the best way to present risk?:


As a number

0.56
0.03 **22%**
2.0 .667
87%

In words

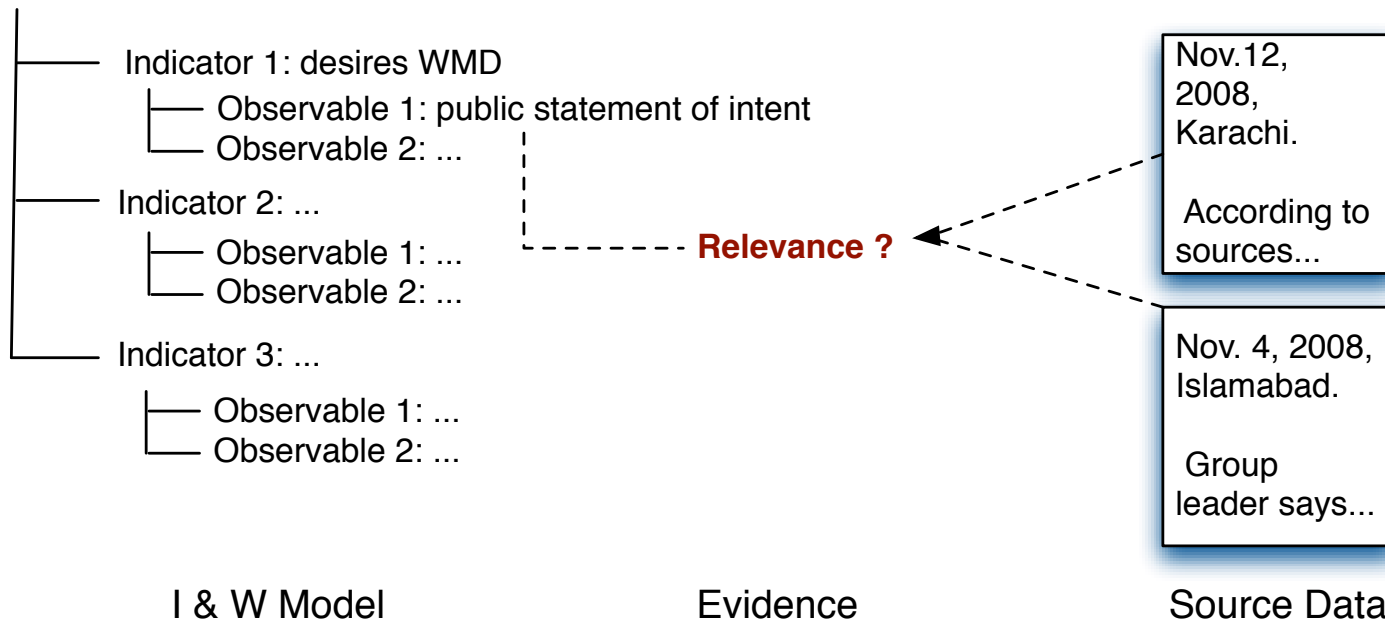
1. Extremely likely
2. Likely
3. Neither likely nor unlikely
4. Unlikely
5. Extremely Unlikely

In pictures



How to Combine It

Warning: acquisition of WMD



Bayesian Combination of Evidence

Warning: Intends to commit act of war

Indicator 1: Desires harm to the US

Observable 1: public statement of antipathy

no public statement of antipathy

Observable 2: history of malicious action

no history of malicious action

I & W Model

Nov.12,
2008,
Karachi.

Nov. 4, 2008,
Islamabad.

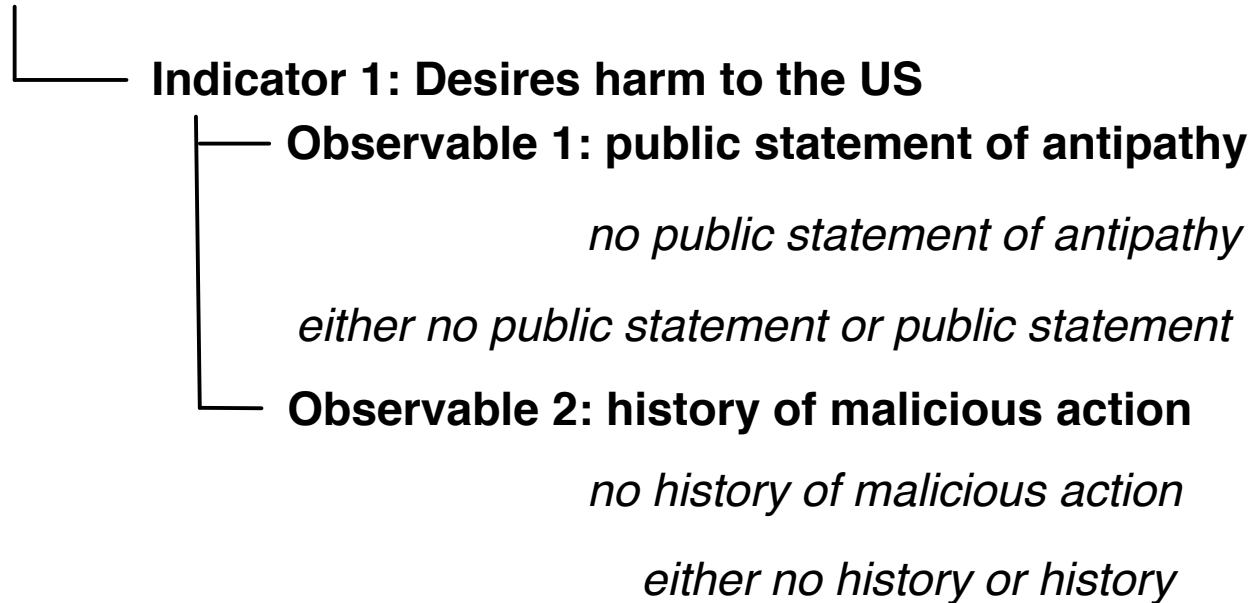
Nov.1, 2008,
Lahore.

Oct. 11,
2008,
Quetta.

Evidence

Dempster-Shafer Combination of Evidence

Warning: Intends to commit act of war



I & W Model

Baconian Combination of Evidence

**Hypothesis: Intends to commit
act of war**

Oct. 11,
1984,
Moscow.

Nov.1, 1984,
Wash. D.C.

Evidence

Oct. 28,
1984,
Wash. D.C.

Not Diagnostic

Hypothesis: Intends to defect

Nov. 4, 1984,
Moscow.

Nov.12,
1984,
New York.

Nov. 11,
1984,
Wash. D.C.

Nov. 5, 1984,
London.

Evidence

Future Work

- alternate means to calculate risk
- user interaction include analyst, evidence, and credibility ratings
- bolster network visualizations for graphical analysis



Summary

- Jirga is an intelligence software tool to provide quantitative analysis of political opposition groups given data and an intelligence question. To aid the analyst in best performing this analysis, the tool includes features to assist in sensemaking. These tools present the information:
 - hierarchically
 - chronologically
 - geospatially
 - with risk presented in numbers, words, and pictures

Thank you

Indicators and Warnings

Group Radicalization

- Age of activists.
 - The degree to which the radical group
- The intensity of delegitimization.
- Moral inhibitions and violence taboos.
- A sense of imminent threat.
- Organizational, political and financial resou
- Inergroup competition.
- Age of activists.
- External influence and manipulation.
- Previous experience with violence.
- Previous experience with violence.
- The presence of violent leaders.
- External influence and manipulation.
- Organizational, political and financial resou
- Moral inhibitions and violence taboos.
- The presence of violent leaders.
- A sense of humiliation and need to take re
- A sense of imminent threat.
- Rational assessment of risks and opportun
- A sense of humiliation and need to take re
- Inergroup competition.
- Rational assessment of risks and opportun
- The intensity of delegitimization.

Post2002

Sprinzak1998 Robot: June 27, 2001

By Type By Date

Submission Information

Date: 2001-06-27

Type: Event

Name: Robot: June 27, 2001

Source: Unknown

Analyst Information

Date Submitted: 2001-06-27

Analyst: Unknown

Comments:

The Wall Street Journal reports that Pakistan and India are discussing jointly building a gas pipeline from Central Asian gas fields through Iran. This would circumvent the difficulties of building the pipeline through Afghanistan.

Wall Street Journal, 6/27/01: Iran has been secretly supporting the Northern Alliance to keep Afghanistan divided so no pipelines could be put through it

Presumably the US government would be opposed to this, since much of its support for Afghanistan pipelines has been to prevent them from going through Iran.

Save Cancel

| Date | Type | Name | Comment |
|----------|------------|------------------------------------|---------|
| 6/27/01 | Event | Robot: June 27, 2001 | The V |
| 6/13/01 | Event | Assassinate Bush | Presi |
| 6/11/01 | Event | Robot: June 11, 2001 | FBI at |
| 6/9/01 | Event | Robot: June 9, 2001 | Wright |
| 6/3/01 | Event | Meeting on Terroism | is on |
| 5/16/01 | Event | Providing Aid | US G |
| 3/15/01 | Event | Against the Taliban | Intelli |
| 2/13/01 | Event | Robot: February 13, 2001 | UPI r |
| 1/21/01 | Event | Robot: January 21, 2001 | as th |
| 1/10/01 | Event | Robot: January 10, 2001 | <fo |
| 1/4/01 | Event | Robot: January 4, 2001 (8) | Florid |
| 12/19/00 | Event | Robot: December 19, 2000 | The V |
| 10/12/00 | Event | Robot: October 12, 2000 | the A |
| 8/12/00 | Event | Robot: August 12, 2000 | intelli |
| 7/27/00 | Event | Robot: July 27, 2000 | FDA |
| 6/3/00 | Event | In the US on Tourist Visa | in the |
| 5/22/00 | Event | Members on Border Watch List | intern |
| 4/4/00 | Event | Visit the US | ISI Di |
| 3/21/00 | Event | FBI Sting Foiled | (see |
| 1/3/00 | Event | Attack the Navy | An al |
| 12/20/99 | Event | International Oil Pipeline | BBC |
| 12/4/99 | Event | Mailing Money | Haifa |
| 11/30/99 | Event | Pilot foiled | Jorda |
| 11/3/99 | Event | Echelon Global Surveillance System | head |
| 9/21/99 | Event | Tapping al-Qaeda Phone | is pe |
| 8/17/99 | Event | Sting Operation | merc |
| 8/20/98 | Event | Bombs Away! | US fir |
| 8/9/98 | Event | Mazar-i-Sharif Captured | North |
| 8/7/98 | Event | Bombing Embassies | emb |
| 4/15/98 | Event | Arrest Warrant | police |
| 3/22/98 | Event | Police Attack | In the |
| 1/26/98 | Event | Think Tanking Letter | Proje |
| 11/17/97 | Event | Luxor Massacre | Brutal |
| 11/17/97 | Hypothesis | Change of Target | Failure |